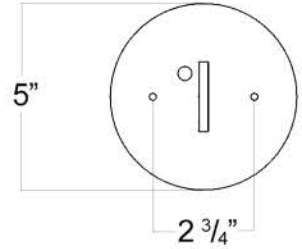



Santangelo

—Lighting & Design—


Apollo Pendant

FRONT VIEW



Canopy Mounting Detail
Bottom view
(Not to scale)

BOTTOM VIEW



SKU: PN-PLL
Approx Weight: 10.5 lbs
Install Guide: CF005
Shade: n/a
Dimension Tolerance: $\pm 7/8$ "



Copyright 2014, All rights in detail, design and invention reserved.

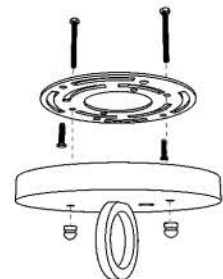
www.santangelolighting.com

Electrical Specifications:

4 Light; Edison Base;
60 Watt Max.

Light bulbs NOT included


Mounting Specification Notes:



Mounts directly to standard J Box

Santangelo

—Lighting & Design—



WARRANTY

SELLER WARRANTS TO OWNER THAT THE PRODUCT WILL BE FREE FROM MATERIAL DEFECTS IN MATERIAL AND WORKMANSHIP FOR ONE (1) YEAR FROM THE DATE OF PURCHASE. THIS LIMITED PRODUCT WARRANTY DOES NOT APPLY TO IMPROPER INSTALLATION, MAINTENANCE OR IMPROPER HANDLING.

PRODUCT WARNING

FAILURE TO PROVIDE ADEQUATE STRUCTURAL SUPPORT FOR THE PRODUCT CAN RESULT IN SERIOUS PERSONAL INJURY, DEATH, OR DAMAGE TO THE PRODUCT AND OTHER PROPERTY. IT IS THE OWNER'S RESPONSIBILITY TO CONSULT WITH ITS INSTALLER/CONTRACTOR TO ENSURE THAT: (1) THE STRUCTURE TO WHICH THE PRODUCT IS ATTACHED IS ABLE TO SUPPORT THE PRODUCT AS INSTALLED; AND (2) THAT THE PRODUCT IS INSTALLED CORRECTLY. OWNER EXPRESSLY ACKNOWLEDGES AND AGREES THAT IN NO WAY IS SELLER RESPONSIBLE FOR ANY INJURY, BODILY OR OTHERWISE, RESULTING FROM THE IMPROPER INSTALLATION OF THE PRODUCT.

IN NO EVENT SHALL SELLER BE LIABLE FOR ANY CONSEQUENTIAL, INDIRECT, INCIDENTAL, SPECIAL, EXEMPLARY, OR PUNITIVE DAMAGES ARISING OUT OF OR RELATING TO ANY BREACH OF PRODUCT WARRANTY, OR THE PRODUCT, REGARDLESS OF THE LEGAL OR EQUITABLE THEORY (CONTRACT, TORT OR OTHERWISE) UPON WHICH THE CLAIM IS BASED.

IN NO EVENT SHALL SELLER'S AGGREGATE LIABILITY ARISING OUT OF OR RELATED TO THE WARRANTY OR THE PRODUCT, WHETHER ARISING OUT OF OR RELATED TO BREACH OF CONTRACT, TORT (INCLUDING NEGLIGENCE) OR OTHERWISE, EXCEED THE TOTAL AMOUNT PAID TO SELLER FOR THE PRODUCT.

SCAFFOLDING OR MECHANICAL LIFT

SHOULD BE AVAILABLE TO ASSIST IN THE INSTALLATION OF A FIXTURE WHEN THE CEILING HEIGHT EXCEEDS 10 FEET. ADDITIONAL HELP AND EQUIPMENT MAY ALSO BE REQUIRED WHEN LIFTING THE FIXTURE INTO PLACE.